




St. Bede's College Shimla
(UGC-NAAC "A+" Grade Re-Accredited)

CRITERION 1

1.1.1 THE INSTITUTION ENSURES EFFECTIVE CURRICULUM PLANNING AND DELIVERY THROUGH A WELL-PLANNED AND DOCUMENTED PROCESS INCLUDING ACADEMIC CALENDAR AND CONDUCT OF CONTINUOUS INTERNAL ASSESSMENT





St. Bede's College Shimla

Presentations

Seminars / Conference / Workshops

Field Visits / Industrial Visits

Internships

Guest Lectures

Films / Audio Programs

Experiential Learning

Assignments

Value Added Courses

Sports Events and Cultural Activities

Simulation Classes



St. Bede's College Shimla

NUMBER OF ADD ON/ CERTIFICATE/ VALUE ADDED PROGRAMS OFFERED- 2018-2023

Tally with GST

Tally Ace

Tally Essential Level 2

Tally Essential Level 3

Internet Technology and Web Page Designing

Beauty and Fitness

French

Advanced Course in French

Core Java

Advanced Web Page Designing with PHP Programming

Travel and Tourism

Communication Skills and Personality Development

Advanced Course Beauty and Fitness

Dance

Nutrition and Health Education

Self Defence / First Aid / Fire Fighting

German

Basic Statistics and Econometrics

Web Designing

Biodiversity

Physical Fitness and Yoga

Python Programming

Art Therapy with Psychology Principles

Industrial Psychology

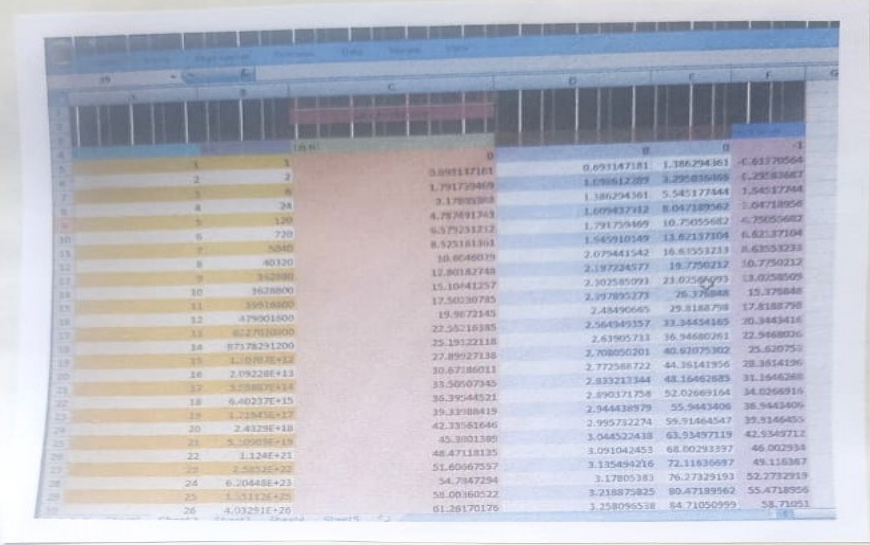
Research Methodology

Disaster Management

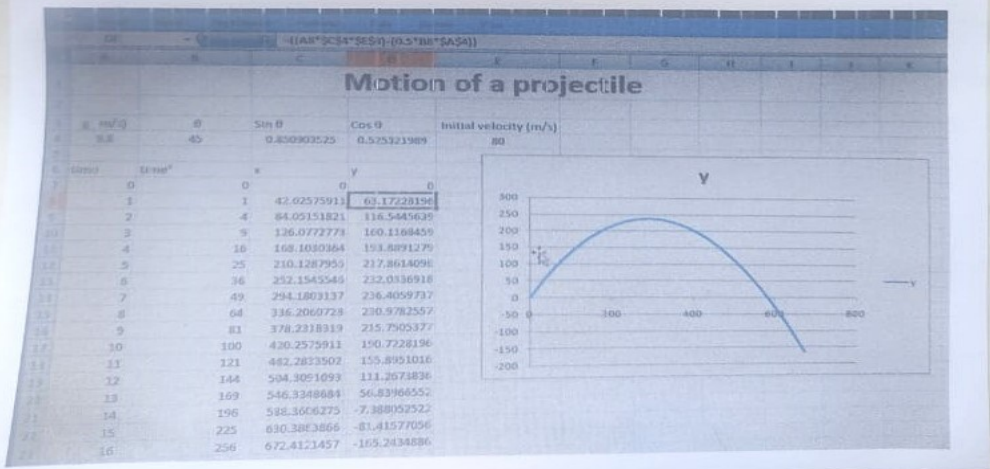


Simulation Classes

STIRLING'S FORMULA



MOTION OF A PROJECTILE

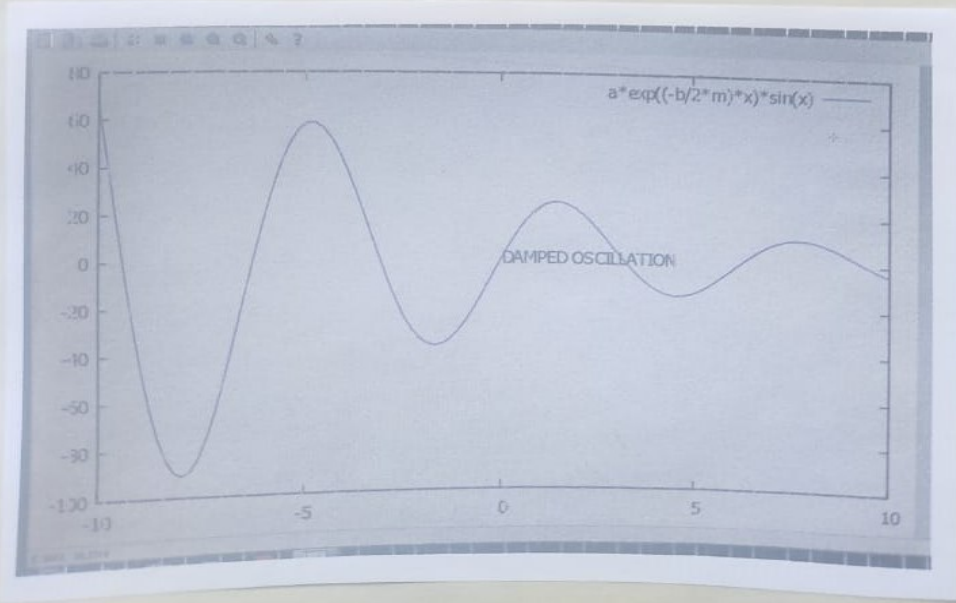




DAMPED OSCILLATION

```
gnuplot 5.2 patchlevel 7 last modified 2019-05-29
Copyright (C) 1986-1993, 1998, 2004, 2007-2019
Thomas Williams, Colin Kelley and many others
gnuplot home:      https://www.gnuplot.info
faq, bugs, etc.:  type "help FAQ"
immediate help:   type "help" (plot window: hit 'h')

Terminal type is now 'wxt'
Encoding set to 'cp1252'.
gnuplot> a=38
gnuplot> b=0.14
gnuplot> m=2
gnuplot> set label "DAMPED OSCILLATION"
gnuplot> plot a*exp((-b/2*m)*x)*sin(x)
gnuplot>
```

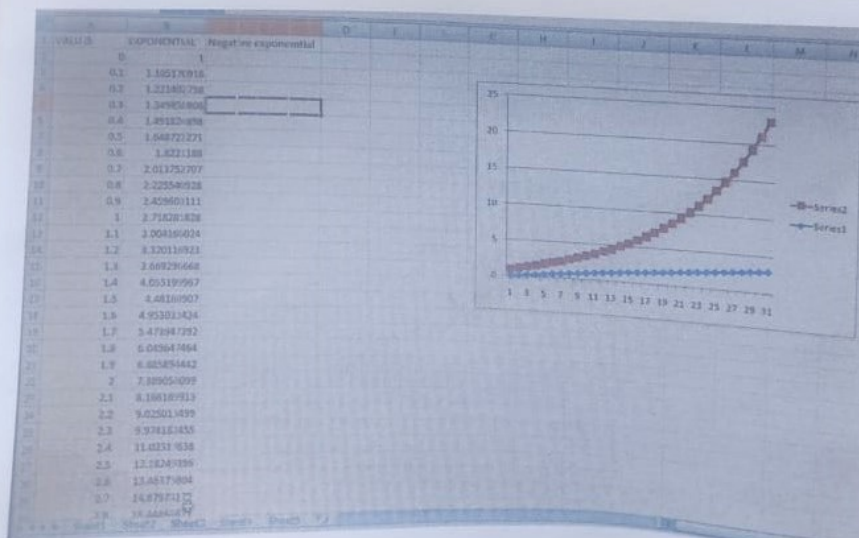




SLOPE INTERCEPT FORMULA

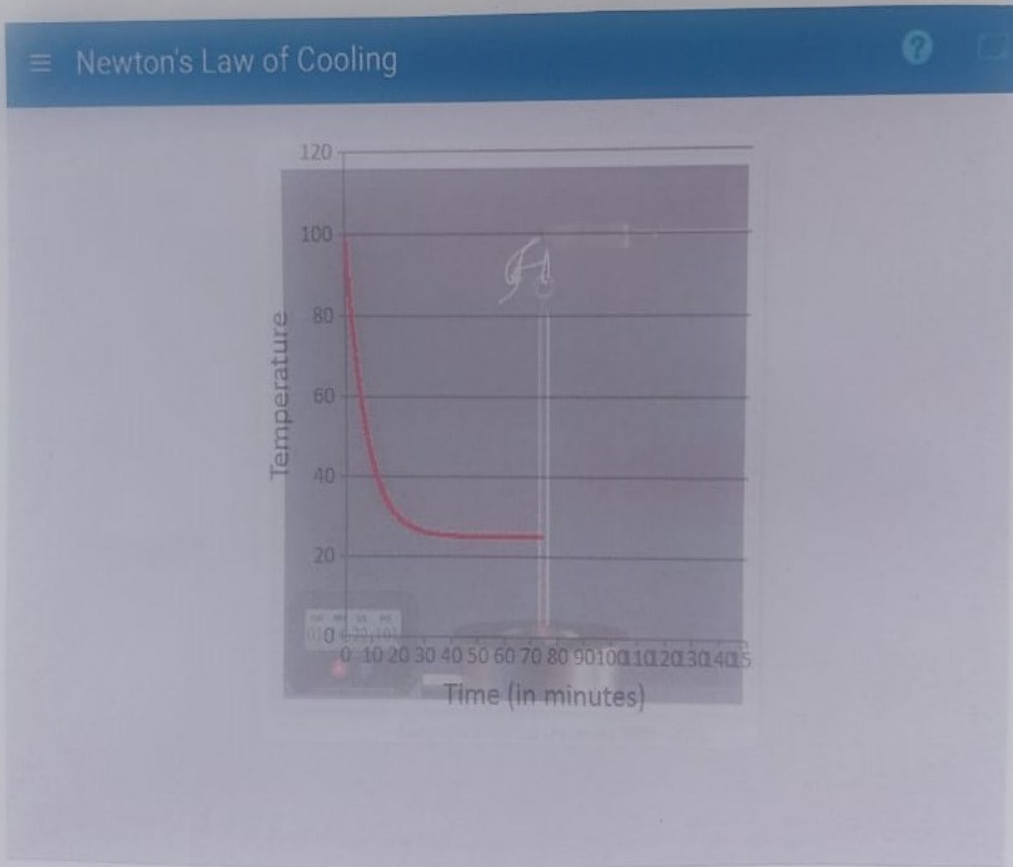
	A	B	C	D	E	F
1	Mathematical Relations					
2	a) $y=mx+c$					
3						
4	value of x	value of m	value of c	mx	y=mx+c	
5	1	5	0	5	5	
6	2	10	1	20	21	
7	3	15	2	45	47	
8	4	20	3	80	83	
9	5	25	4	125	129	
10	6	30	5	180	185	
11	7	35	6	245	251	
12	8	40	7	320	317	
13	9	45	8	405	383	
14	10	50	9	500	459	

EXPONENTIAL CURVE





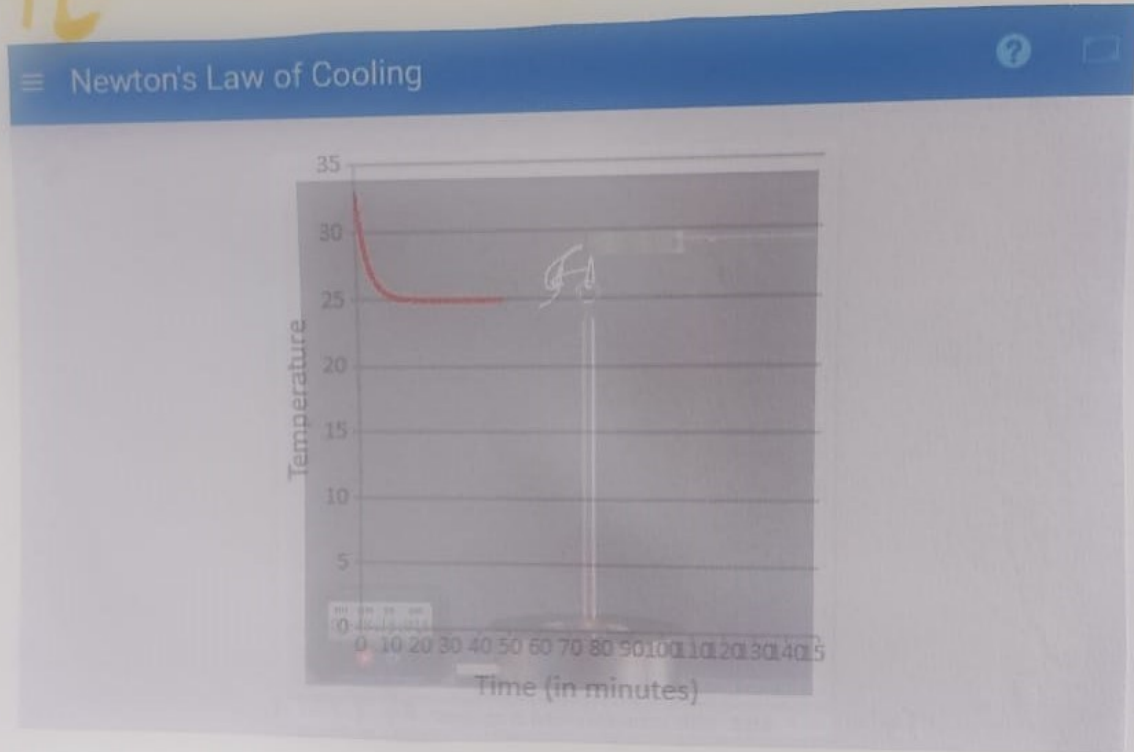
Silver And Water





St. Bede's College Shimla

Copper And Veg. Oil



Back



St. Bede's College Shimla

Sports and Cultural Activities

2018-2019

2019-2020

2020-2021

2021-2022

2022-2023

[Back](#)



St. Bede's College Shimla

Guest Lectures

2018-2019

2019-2020

2020-2021

2021-2022

2022-2023

[Back](#)